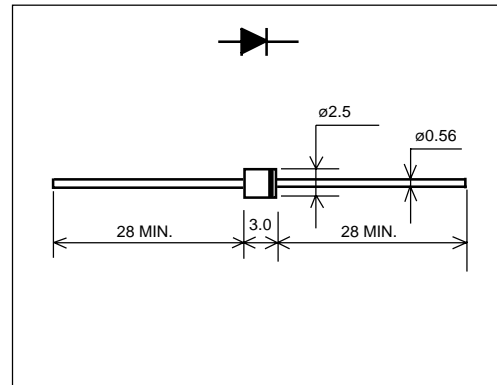


# ERA34 (0.1A)

( 1000V / 0.1A )

## FAST RECOVERY DIODE

### ■ Outline drawings, mm



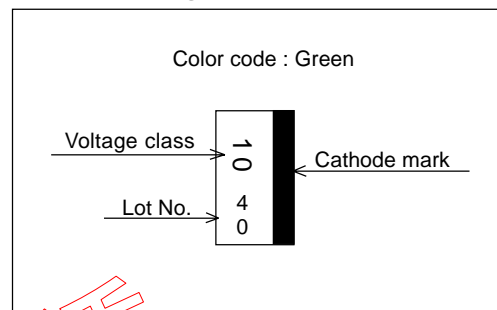
### ■ Features

- Ultra small package, possible for 5mm pitch automatic insertion
- High voltage by mesa design
- High reliability

### ■ Applications

- General purpose rectifier applications

### ■ Marking



### ■ Maximum ratings and characteristics

- Absolute maximum ratings

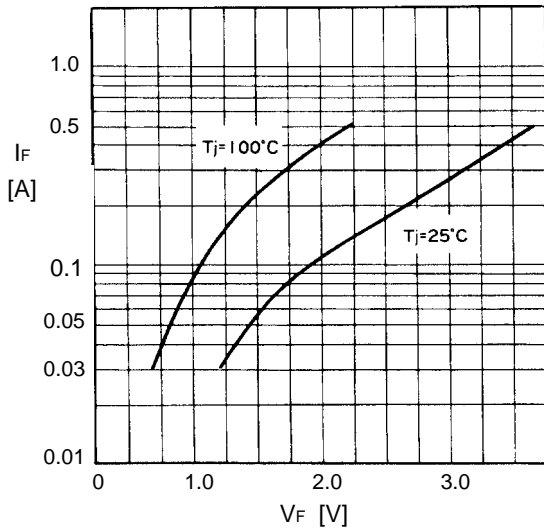
Item	Symbol	Conditions	Rating	Unit
			10	
Repetitive peak reverse voltage	$V_{RRM}$		1000	V
Average forward current	$I_{F(AV)}$	Resistive load ( $T_a=60^\circ\text{C}$ )	0.1	A
Surge current	$I_{FSM}$	Sine wave 10ms	2.0	A
Operating junction temperature	$T_j$		-40 to +140	$^\circ\text{C}$
Storage temperature	$T_{stg}$		-40 to +140	$^\circ\text{C}$

- Electrical characteristics ( $T_a=25^\circ\text{C}$  Unless otherwise specified)

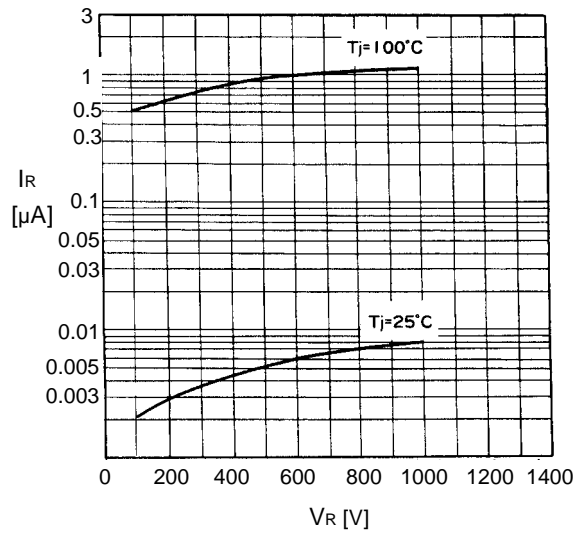
Item	Symbol	Conditions	Max.	Unit
Forward voltage drop	$V_{FM}$	$I_{FM}=0.1\text{A}$	3	V
Reverse current	$I_{RRM}$	$V_R=V_{RRM}$	50	$\mu\text{A}$
Reverse recovery time	$t_{rr}$	$I_F=0.1\text{A}, I_R=0.1\text{A}$	0.15	$\mu\text{s}$

■ Characteristics

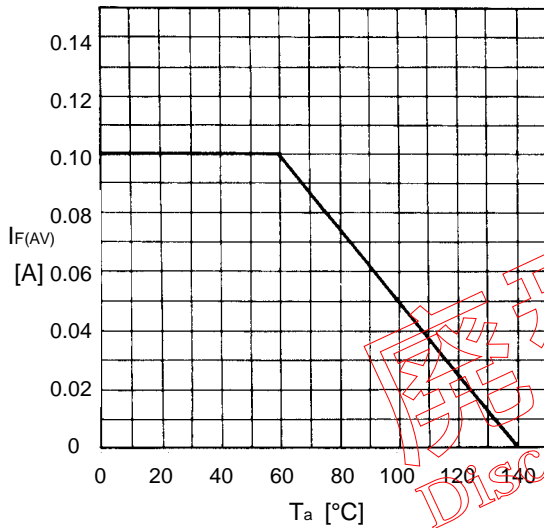
Forward characteristics



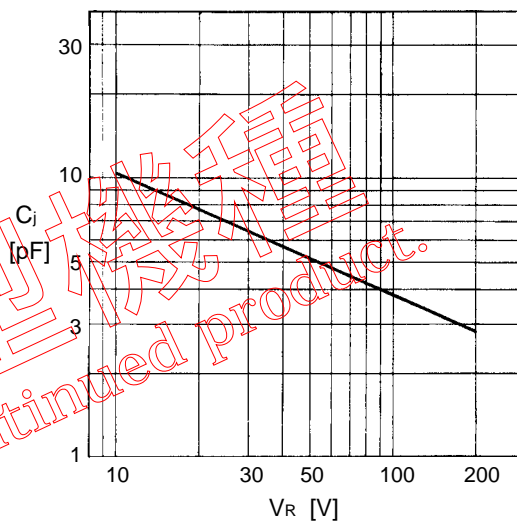
Reverse characteristics



Current derating ( $I_{F(AV)}-T_a$ )



Junction capacitance characteristics



Surge capability

